



# RECYCLING GUIDE

## ACCEPTABLE MATERIALS



### PAPER AND CARDBOARD



#### HINTS AND TIPS

- Remove flyers from their plastic bags before putting them out for recycling!
- Rinse containers thoroughly
- Remove caps from containers and put them in the bin separately.
- Place shredded paper in a cardboard box or paper bag.

*NOTE: Soggy paper and pizza boxes with grease stains cannot be recycled. Put them in the garbage.*

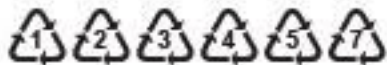
### RIGID PLASTIC



#### HINTS AND TIPS

- Rinse containers thoroughly!
- Remove caps from containers and put them in the bin separately.

*NOTE: Number 6 plastic items and soft plastics such as plastic bags are not recyclable, all others are.*




### ALUMINUM




#### HINTS AND TIPS

- Rinse containers thoroughly!



**DOWNLOAD the Recycle Restigouche App**



Follow us at



**Recycle Restigouche**



Commission de services régionaux  
**RESTIGOUCHE**  
Regional Service Commission

**INFORMATION**  
506-789-2111 • 506-789-2595

[www.restigouche.ca](http://www.restigouche.ca)  
[info@commissionrestigouche.ca](mailto:info@commissionrestigouche.ca)